



The SEAT Ateca.

Pricing and specification list.



Contents.

03

Why easymove?

04

Pick your trim.

11

Pick your engine.

24

Option prices.

25

**Vehicle
excise duty.**

25

**Benefit in
kind tax.**

17

Pick your colour.

18

Equipment.

26

Technical data.

33

**Warranties &
service plans.**

Why **easy**move?

We've made it really simple to pick the SEAT Ateca that's right for you. There are six individual trims, each with their own unique equipment and appeal.

1 Pick the trim that sounds like your kind of car.

2 Choose the engine that suits you.

3 Personalise your Ateca with your favourite colour.

And that's it. It couldn't be easier to do your thing.

Model shown: Ateca XPERIENCE LUX in Dark Camouflage metallic paint.

3 The SEAT Ateca. Pricing and specification list.



[Back](#) | [Forward](#) | [Contents](#)

1. Pick your trim.



01



03

05



02



04

06



01. **Ateca SE.** The Essential One.

02. **Ateca SE Technology.** The Connected One.

03. **Ateca FR.** The Stylish One.

04. **Ateca FR Sport.** The Sporty One.

05. **Ateca XPERIENCE.** The Indulgent One.

06. **Ateca XPERIENCE Lux.** The Luxury One.

Ateca SE.

The Essential One.

From £26,085*

The Ateca SE has features to make every journey a great one, such as cruise control that makes long motorway drives a breeze, and Full Link technology which connects your smart phone calls, music and media to the car. Then there's front and rear parking sensors to make those tricky parking challenges a piece of cake.

Key specifications for the SE trim

Wheels and tyres

- 17" 'Brilliant Silver' alloy wheels

Exterior equipment

- Metallic paint
- Roof rails (black)
- Wheel arch surrounds (black)

Infotainment

- Wireless Full Link smartphone integration
- Media system plus
 - 8.25" colour touchscreen with proximity sensor
 - AM/FM radio
 - DAB (Digital Audio Broadcasting)
 - Bluetooth® audio streaming and handsfree system
- SEAT Connect: Safety Service and Remote
 - Safety and service: 10 year subscription included.

- Includes Private emergency call, Breakdown call and Service scheduling
- Remote access: 12 month subscription included.

Functional and mechanical

- Cruise control
- Keyless entry
- Wireless phone charger
- Park assist: Self parking functionality (includes front and rear parking sensors)

Safety and security

- Front Assist including autonomous emergency braking (without adaptive cruise control)
- Hill hold control
- Tiredness recognition system
- Tyre pressure monitoring



Model shown: Ateca SE in Energy Blue non-metallic paint.



01. 17" 'Brilliant Silver' alloy wheels.

02. Comfort seats in cloth.

*Price is for Ateca SE 1.0 TSI 110PS.

The SEAT Connect services can be operated only by using available public communication technologies. Please note that due to development of these technologies, especially mobile networks, SEAT cannot guarantee consistent availability in all countries for the duration of SEAT Connect services. Possible changes in technology may cause permanent unavailability of them.

Ateca SE Technology.

The Connected One.

From £26,900*

If staying connected is important to you, the Ateca SE Technology is the model that's full of features to make your day. With an 9.2" Navigation system, DAB radio and Wireless Full Link technology to connect with your smartphone's features, you're always in touch with the world around you. Plus, 18" 'Performance' machined alloy wheels and full LED headlights ensure you make a strong street statement.

In addition to the SE trim

Wheels and tyres

- 18" 'Performance' machined alloy wheels in Nuclear Grey

Exterior equipment

- Roof rails (chrome)
- Window trim (chrome)

Infotainment

- Navigation system
 - 9.2" colour touchscreen with proximity sensor
 - AM/FM radio
 - 3D map display
 - High resolution colour driver's display
 - DAB (Digital Audio Broadcasting)
 - Voice control

- SEAT Connect: Safety, Service, Remote & Online
As per SEAT Connect: Safety, Service and Remote plus...
 - Online infotainment: 12 month subscription included:
 - Online map update
 - Online traffic information
 - Online route calculation
 - Parking and petrol stations

*Price is for Ateca SE Technology 1.0 TSI 110PS.

- 01.** 18" 'Performance' machined alloy wheels.
- 02.** Comfort seats in cloth.

The SEAT Connect services can be operated only by using available public communication technologies. Please note that due to development of these technologies, especially mobile networks, SEAT cannot guarantee consistent availability in all countries for the duration of SEAT Connect services. Possible changes in technology may cause permanent unavailability of them.



Model shown: Ateca SE Technology in Graphite Grey metallic paint.



Ateca FR.

The Stylish One.

From £30,095*

Make a style statement with Dinamica upholstery, FR-styled double chrome exhausts and dark tinted rear windows, while standing out from the crowd in 18" 'Brilliant Silver' alloy wheels.

In addition to the SE Technology trim

Wheels and tyres

- 18" 'Brilliant Silver' alloy wheels

Exterior equipment

- Dark tinted rear windows
- Rear spoiler
- Wheel arch surrounds (body coloured)
- Visible twin exhaust pipes¹

Interior equipment

- Ambient lighting (multi-coloured) & LED interior illumination

Seats and trim

- Front comfort seats in Dinamica
- Illuminated aluminium front door sill

Functional and mechanical

- Convenience pack
 - Auto-dimming rear view mirror
 - Auto-headlights with automatic coming & leaving home function
 - Rain-sensing wipers
- SEAT Drive profile with driving experience button (DSG engines only)²
 - Four different modes (Normal-Sport-Eco-Individual)
 - Steering and throttle response
 - Gear shifts mode (only DSG models)



Model shown: Ateca FR Sport in Velvet Red metallic paint.



01. 18" 'Brilliant Silver' alloy wheels.

02. Black Dinamica comfort seats

*Price is for Ateca FR 1.5 TSI EVO 150PS.

¹ Not available on 1.6 TDI engines.

² SEAT drive profile with driving experience button is not available on 1.0 TSI engine or manual engines.

Ateca FR Sport.

The Sporty One.

From £32,345*

When performance and road presence are your top priority, the FR Sport is the Ateca for you. 19" 'Exclusive' alloy wheels provide a confident stance, and the dark tinted rear windows complete the look. Inside you'll be cocooned by leather seats and a driver-focused digital cockpit.

In addition to the FR trim

Wheels and tyres

- 19" 'Exclusive' machined alloy wheels with decorative inserts in Cosmo Grey

Infotainment

- Digital cockpit

Seats and trim

- Electric driver seat
- Front comfort seats in Leather upholstery¹

Functional and mechanical

- Heated front seats

*Price is for Ateca FR Sport 1.5 TSI EVO 150PS.

¹ Some parts in Simil leather.

01. 19" 'Exclusive' machined alloy wheels.

02. Black Leather comfort seats¹.



Model shown: Ateca FR in Nevada white metallic paint.



Ateca XPERIENCE.

The Indulgent One.

From £30,165*

Indulge yourself with clever tech to turn a good day into a great one. Features like keyless entry, comfort seats, a Climacoat windscreen and Predictive Adaptive Cruise Control help every journey run smoothly.

In addition to the SE Technology trim

Wheels and tyres

- 18" 'Brilliant Silver' alloy wheels

Exterior equipment

- Dark tinted rear windows

Interior equipment

- Ambient lighting (multi-coloured) & LED interior illumination

Seats and trim

- Front comfort seats in Dinamica
- Illuminated aluminium front door sill

Functional and mechanical

- Convenience pack
 - Auto-dimming rear view mirror
 - Auto-headlights with automatic coming & leaving home function
 - Rain-sensing wipers
- Climacoat windscreen
- Rear view camera

- SEAT Drive profile with driving experience button¹
 - Four different modes (Normal-Sport-Eco-Individual)
 - Steering and throttle response
 - Gear shifts mode (DSG engines only)

Safety and security

- Safety and Driving Pack
 - Front assist including autonomous emergency braking
 - Predictive adaptive cruise control
- Lane assist
- Traffic sign recognition
- High beam control



Model shown: Ateca XPERIENCE in Dark Camouflage metallic paint.



*Price is for Ateca XPERIENCE 1.5 TSI EVO 150PS.

¹ SEAT drive profile with driving experience button is not available on 1.0 TSI engine or manual engines.

01. 18" 'Brilliant Silver' alloy wheels.

02. Black Dinamica comfort seats

Ateca XPERIENCE Lux.

The Luxury One.

From £33,100*

Every day is made even better with state-of-the-art tech and driving comforts you'll find in the XPERIENCE Lux. Precision parking is made simple with our innovative top view camera and park assist with self parking functionality. The digital cockpit gives you clear speed, tachometer and map information, while the heated leather seats mean you're even ready for the coldest months.

In addition to the XPERIENCE trim

Wheels and tyres

- 19" 'Exclusive' machined alloy wheels in Nuclear Grey

Infotainment

- Digital cockpit

Seats and trim

- Front comfort seats in Leather upholstery¹

Functional and mechanical

- Electric tailgate with virtual pedal
- Top view camera
- Heated front seats

Safety and security

- Side assist and exit assist



Model shown: Ateca XPERIENCE Lux in Reflex Silver metallic paint.



01. 19" 'Exclusive' machined alloy wheels.



02. Black Leather comfort seats¹.

*Price is for Ateca XPERIENCE Lux 1.5 TSI EVO 150PS.

¹ Some parts in Simil leather.

2. Pick your engine.

| | Derivative | Fuel | WLTP CO ₂ g/km | WLTP Combined mpg | Insurance group (1-50) | BIK 2022/23* | Basic price | VAT @ 20% | Retail price (P11D value) | 1st Year RFL Rate 2022/23 | 1st reg fee 2022/23 | Recommended On The Road Price |
|----|----------------------------------|------|---------------------------------|-------------------------|------------------------------|-----------------|-------------|-----------|------------------------------|------------------------------|------------------------|----------------------------------|
| SE | 1.0 TSI 110PS | P | 138 | 41.5-46.3 | 10E | 32% | £21,500.00 | £4,300.00 | £25,800.00 | £230.00 | £55.00 | £26,085.00 |
| | 1.5 Eco TSI 150PS | P | 142 | 39.8-44.8 | 17E | 33% | £23,104.17 | £4,620.83 | £27,725.00 | £230.00 | £55.00 | £28,010.00 |
| | 1.5 Eco TSI DSG-auto 150PS | P | 145 | 39.8-44.1 | 17E | 34% | £24,454.17 | £4,890.83 | £29,345.00 | £230.00 | £55.00 | £29,630.00 |
| | 2.0 TDI 115PS | D | 128 | 52.3-57.6 | 14E | 30% | £23,662.50 | £4,732.50 | £28,395.00 | £190.00 | £55.00 | £28,640.00 |
| | 2.0 TDI 150PS | D | 126 | 52.3-58.9 | 18E | 30% | £24,725.00 | £4,945.00 | £29,670.00 | £190.00 | £55.00 | £29,915.00 |
| | 2.0 TDI DSG-auto 150PS | D | 130 | 51.4-56.5 | 18E | 31% | £26,075.00 | £5,215.00 | £31,290.00 | £190.00 | £55.00 | £31,535.00 |
| | 2.0 TDI DSG-auto 4Drive 150PS | D | 151 | 44.1-48.7 | 18E | 35% | £26,950.00 | £5,390.00 | £32,340.00 | £585.00 | £55.00 | £32,980.00 |

*BIK value is based on WLTP CO₂'s and applicable from 20/06/2022.

The Recommended 'On The Road' price includes delivery charge to Retailer and number plates, one year's Road Fund Licence at the 1st year rate (£0 - £2,365 depending on the CO₂ output of the vehicle), and the new vehicle registration fee (£55). VAT is calculated at 20.0%. SEAT may change RRP's at any time (this includes where there are government changes in regulation and/or legislation). There may be a delay to any RRP displaying correctly on our materials. Always obtain prices from your chosen SEAT Retailer. Figures shown are for comparability purposes; only compare fuel consumption and CO₂ figures with other vehicles tested to the same technical procedures. These figures may not reflect real life driving results, which will depend upon a number of factors including the accessories fitted (post-registration), variations in weather, driving styles and vehicle load. Data correct at 20/06/2022.

2. Pick your engine.

| | Derivative | Fuel | WLTP CO ₂ g/km | WLTP Combined mpg | Insurance group (1-50) | BIK 2022/23* | Basic price | VAT @ 20% | Retail price (P11D value) | 1st Year RFL Rate 2022/23 | 1st reg fee 2022/23 | Recommended On The Road Price |
|----------------------|----------------------------------|------|---------------------------------|-------------------------|------------------------------|-----------------|-------------|-----------|------------------------------|------------------------------|------------------------|----------------------------------|
| SE Technology | 1.0 TSI 110PS | P | 146 | 41.5-44.1 | 10E | 34% | £22,179.17 | £4,435.83 | £26,615.00 | £230.00 | £55.00 | £26,900.00 |
| | 1.5 Eco TSI 150PS | P | 150 | 39.8-42.8 | 17E | 35% | £23,783.33 | £4,756.67 | £28,540.00 | £230.00 | £55.00 | £28,825.00 |
| | 1.5 Eco TSI DSG-auto 150PS | P | 150 | 39.8-42.2 | 18E | 35% | £25,133.33 | £5,026.67 | £30,160.00 | £230.00 | £55.00 | £30,445.00 |
| | 2.0 TDI 115PS | D | 135 | 52.3-55.4 | 14E | 32% | £24,341.67 | £4,868.33 | £29,210.00 | £230.00 | £55.00 | £29,495.00 |
| | 2.0 TDI 150PS | D | 131 | 52.3-56.5 | 18E | 31% | £25,404.17 | £5,080.83 | £30,485.00 | £230.00 | £55.00 | £30,770.00 |
| | 2.0 TDI DSG-auto 150PS | D | 136 | 51.4-54.3 | 19E | 32% | £26,754.17 | £5,350.83 | £32,105.00 | £230.00 | £55.00 | £32,390.00 |
| | 2.0 TDI DSG-auto 4Drive 150PS | D | 155 | 44.1-47.9 | 18E | 36% | £27,629.17 | £5,525.83 | £33,155.00 | £585.00 | £55.00 | £33,795.00 |

*BIK value is based on WLTP CO₂'s and applicable from 20/06/2022.

The Recommended 'On The Road' price includes delivery charge to Retailer and number plates, one year's Road Fund Licence at the 1st year rate (£0 - £2,365 depending on the CO₂ output of the vehicle), and the new vehicle registration fee (£55). VAT is calculated at 20.0%. SEAT may change RRP's at any time (this includes where there are government changes in regulation and/or legislation). There may be a delay to any RRP displaying correctly on our materials. Always obtain prices from your chosen SEAT Retailer. Figures shown are for comparability purposes; only compare fuel consumption and CO₂ figures with other vehicles tested to the same technical procedures. These figures may not reflect real life driving results, which will depend upon a number of factors including the accessories fitted (post-registration), variations in weather, driving styles and vehicle load. Data correct at 20/06/2022.

2. Pick your engine.

| | Derivative | Fuel | WLTP CO ₂ g/km | WLTP Combined mpg | Insurance group (1-50) | BIK 2022/23* | Basic price | VAT @ 20% | Retail price (P11D value) | 1st Year RFL Rate 2022/23 | 1st reg fee 2022/23 | Recommended On The Road Price |
|----|--------------------------------------|------|---------------------------------|-------------------------|------------------------------|-----------------|-------------|-----------|------------------------------|------------------------------|------------------------|----------------------------------|
| FR | 1.5 Eco TSI 150PS | P | 149 | 39.8-42.8 | 18E | 34% | £24,841.67 | £4,968.33 | £29,810.00 | £230.00 | £55.00 | £30,095.00 |
| | 1.5 Eco TSI DSG-auto 150PS | P | 150 | 39.8-42.8 | 18E | 35% | £25,991.67 | £5,198.33 | £31,190.00 | £230.00 | £55.00 | £31,475.00 |
| | 2.0 Eco TSI DSG-auto 4Drive 190PS | P | 182 | 33.6-35.3 | 23E | 37% | £28,804.17 | £5,760.83 | £34,565.00 | £945.00 | £55.00 | £35,565.00 |
| | 2.0 TDI 150PS | D | 131 | 52.3-56.5 | 18E | 31% | £26,562.50 | £5,312.50 | £31,875.00 | £230.00 | £55.00 | £32,160.00 |
| | 2.0 TDI DSG-auto 150PS | D | 136 | 51.4-54.3 | 19E | 32% | £27,712.50 | £5,542.50 | £33,255.00 | £230.00 | £55.00 | £33,540.00 |
| | 2.0 TDI DSG-auto 4Drive 150PS | D | 155 | 44.1-47.9 | 18E | 36% | £28,787.50 | £5,757.50 | £34,545.00 | £585.00 | £55.00 | £35,185.00 |

*BIK value is based on WLTP CO₂'s and applicable from 20/06/2022.

The Recommended 'On The Road' price includes delivery charge to Retailer and number plates, one year's Road Fund Licence at the 1st year rate (£0 – £2,365 depending on the CO₂ output of the vehicle), and the new vehicle registration fee (£55). VAT is calculated at 20.0%. SEAT may change RRP's at any time (this includes where there are government changes in regulation and/or legislation). There may be a delay to any RRP displaying correctly on our materials. Always obtain prices from your chosen SEAT Retailer. Figures shown are for comparability purposes; only compare fuel consumption and CO₂ figures with other vehicles tested to the same technical procedures. These figures may not reflect real life driving results, which will depend upon a number of factors including the accessories fitted (post-registration), variations in weather, driving styles and vehicle load. Data correct at 20/06/2022.

2. Pick your engine.

| | Derivative | Fuel | WLTP CO ₂ g/km | WLTP Combined mpg | Insurance group (1-50) | BIK 2022/23* | Basic price | VAT @ 20% | Retail price (P11D value) | 1st Year RFL Rate 2022/23 | 1st reg fee 2022/23 | Recommended On The Road Price |
|-----------------|--------------------------------------|------|---------------------------------|-------------------------|------------------------------|-----------------|-------------|-----------|------------------------------|------------------------------|------------------------|----------------------------------|
| FR Sport | 1.5 Eco TSI 150PS | P | 152 | 39.8-42.2 | 18E | 35% | £26,420.83 | £5,284.17 | £31,705.00 | £585.00 | £55.00 | £32,345.00 |
| | 1.5 Eco TSI DSG-auto 150PS | P | 153 | 39.8-41.5 | 18E | 35% | £27,570.83 | £5,514.17 | £33,085.00 | £585.00 | £55.00 | £33,725.00 |
| | 2.0 Eco TSI DSG-auto 4Drive 190PS | P | 183 | 33.6-35.3 | 23E | 37% | £30,383.33 | £6,076.67 | £36,460.00 | £945.00 | £55.00 | £37,460.00 |
| | 2.0 TDI 150PS | D | 134 | 52.3-55.4 | 18E | 31% | £28,141.67 | £5,628.33 | £33,770.00 | £230.00 | £55.00 | £34,055.00 |
| | 2.0 TDI DSG-auto 150PS | D | 138 | 51.4-54.3 | 19E | 32% | £29,291.67 | £5,858.33 | £35,150.00 | £230.00 | £55.00 | £35,435.00 |
| | 2.0 TDI DSG-auto 4Drive 150PS | D | 155 | 44.1-47.9 | 18E | 36% | £30,366.67 | £6,073.33 | £36,440.00 | £585.00 | £55.00 | £37,080.00 |

*BIK value is based on WLTP CO₂'s and applicable from 20/06/2022.

The Recommended 'On The Road' price includes delivery charge to Retailer and number plates, one year's Road Fund Licence at the 1st year rate (£0 – £2,365 depending on the CO₂ output of the vehicle), and the new vehicle registration fee (£55). VAT is calculated at 20.0%. SEAT may change RRP's at any time (this includes where there are government changes in regulation and/or legislation). There may be a delay to any RRP displaying correctly on our materials. Always obtain prices from your chosen SEAT Retailer. Figures shown are for comparability purposes; only compare fuel consumption and CO₂ figures with other vehicles tested to the same technical procedures. These figures may not reflect real life driving results, which will depend upon a number of factors including the accessories fitted (post-registration), variations in weather, driving styles and vehicle load. Data correct at 20/06/2022.

2. Pick your engine.

| | Derivative | Fuel | WLTP CO ₂ g/km | WLTP Combined mpg | Insurance group (1-50) | BIK 2022/23* | Basic price | VAT @ 20% | Retail price (P11D value) | 1st Year RFL Rate 2022/23 | 1st reg fee 2022/23 | Recommended On The Road Price |
|------------------|--------------------------------------|------|---------------------------------|-------------------------|------------------------------|-----------------|-------------|-----------|------------------------------|------------------------------|------------------------|----------------------------------|
| XPERIENCE | 1.5 Eco TSI 150PS | P | 150 | 39.8-42.8 | 18E | 35% | £24,900.00 | £4,980.00 | £29,880.00 | £230.00 | £55.00 | £30,165.00 |
| | 1.5 Eco TSI DSG-auto 150PS | P | 151 | 39.8-42.2 | 18E | 35% | £26,050.00 | £5,210.00 | £31,260.00 | £585.00 | £55.00 | £31,900.00 |
| | 2.0 Eco TSI DSG-auto 4Drive 190PS | P | 183 | 33.6-35.3 | 23E | 37% | £28,795.83 | £5,759.17 | £34,555.00 | £945.00 | £55.00 | £35,555.00 |
| | 2.0 TDI 115PS | D | 135 | 52.3-54.3 | 14E | 32% | £25,454.17 | £5,090.83 | £30,545.00 | £230.00 | £55.00 | £30,830.00 |
| | 2.0 TDI 150PS | D | 132 | 52.3-56.5 | 18E | 31% | £26,620.83 | £5,324.17 | £31,945.00 | £230.00 | £55.00 | £32,230.00 |
| | 2.0 TDI DSG-auto 150PS | D | 136 | 51.4-54.3 | 19E | 32% | £27,770.83 | £5,554.17 | £33,325.00 | £230.00 | £55.00 | £33,610.00 |
| | 2.0 TDI DSG-auto 4Drive 150PS | D | 155 | 44.1-47.9 | 18E | 36% | £28,845.83 | £5,769.17 | £34,615.00 | £585.00 | £55.00 | £35,255.00 |

*BIK value is based on WLTP CO₂'s and applicable from 20/06/2022.

The Recommended 'On The Road' price includes delivery charge to Retailer and number plates, one year's Road Fund Licence at the 1st year rate (£0 - £2,365 depending on the CO₂ output of the vehicle), and the new vehicle registration fee (£55). VAT is calculated at 20.0%. SEAT may change RRP's at any time (this includes where there are government changes in regulation and/or legislation). There may be a delay to any RRP displaying correctly on our materials. Always obtain prices from your chosen SEAT Retailer. Figures shown are for comparability purposes; only compare fuel consumption and CO₂ figures with other vehicles tested to the same technical procedures. These figures may not reflect real life driving results, which will depend upon a number of factors including the accessories fitted (post-registration), variations in weather, driving styles and vehicle load. Data correct at 20/06/2022.

2. Pick your engine.

| | Derivative | Fuel | WLTP CO ₂ g/km | WLTP Combined mpg | Insurance group (1-50) | BIK 2022/23* | Basic price | VAT @ 20% | Retail price (P11D value) | 1st Year RFL Rate 2022/23 | 1st reg fee 2022/23 | Recommended On The Road Price |
|----------------------|--------------------------------------|------|---------------------------------|-------------------------|------------------------------|-----------------|-------------|-----------|------------------------------|------------------------------|------------------------|----------------------------------|
| XPERIENCE Lux | 1.5 Eco TSI 150PS | P | 152 | 39.8-42.2 | 18E | 35% | £27,050.00 | £5,410.00 | £32,460.00 | £585.00 | £55.00 | £33,100.00 |
| | 1.5 Eco TSI DSG-auto 150PS | P | 153 | 39.8-41.5 | 18E | 35% | £28,200.00 | £5,640.00 | £33,840.00 | £585.00 | £55.00 | £34,480.00 |
| | 2.0 Eco TSI DSG-auto 4Drive 190PS | P | 184 | 33.6-34.9 | 24E | 37% | £30,945.83 | £6,189.17 | £37,135.00 | £945.00 | £55.00 | £38,135.00 |
| | 2.0 TDI 115PS | D | 137 | 52.3-54.3 | 14E | 32% | £27,604.17 | £5,520.83 | £33,125.00 | £230.00 | £55.00 | £33,410.00 |
| | 2.0 TDI 150PS | D | 134 | 52.3-55.4 | 18E | 31% | £28,770.83 | £5,745.17 | £34,525.00 | £230.00 | £55.00 | £34,810.00 |
| | 2.0 TDI DSG-auto 150PS | D | 138 | 51.4-53.3 | 19E | 32% | £29,920.83 | £5,984.17 | £35,905.00 | £230.00 | £55.00 | £36,190.00 |
| | 2.0 TDI DSG-auto 4Drive 150PS | D | 157 | 44.1-47.1 | 19E | 36% | £30,995.83 | £6,199.17 | £37,195.00 | £585.00 | £55.00 | £37,835.00 |

*BIK value is based on WLTP CO₂'s and applicable from 20/06/2022.

The Recommended 'On The Road' price includes delivery charge to Retailer and number plates, one year's Road Fund Licence at the 1st year rate (£0 - £2,365 depending on the CO₂ output of the vehicle), and the new vehicle registration fee (£55). VAT is calculated at 20.0%. SEAT may change RRP's at any time (this includes where there are government changes in regulation and/or legislation). There may be a delay to any RRP displaying correctly on our materials. Always obtain prices from your chosen SEAT Retailer. Figures shown are for comparability purposes; only compare fuel consumption and CO₂ figures with other vehicles tested to the same technical procedures. These figures may not reflect real life driving results, which will depend upon a number of factors including the accessories fitted (post-registration), variations in weather, driving styles and vehicle load. Data correct at 20/06/2022.

3. Pick your colour.

Print and screen view do not provide an exact representation of colour.
Please refer to the paint colour moulds at your local SEAT Retailer.



Bila White¹

SE SE Tech XP XPL



Nevada White²

SE SE Tech FR FRS XP XPL




Reflex Silver²

SE SE Tech XP XPL



Graphite Grey²

SE SE Tech FR FRS XP XPL



Black Magic²

SE SE Tech FR FRS XP XPL



Velvet Red²

SE SE Tech FR FRS XP XPL



Lava Blue²

SE SE Tech XP XPL



Energy Blue¹

SE SE Tech FR FRS XP XPL



Dark Camouflage²

SE SE Tech FR FRS XP XPL

SE SE SE Tech SE Technology FR FR FRS FR Sport XP XPERIENCE XPL XPERIENCE Lux ¹Non-metallic ²Metallic

Equipment.

■ Standard – Not available

| | SE | SE Technology | FR | FR Sport | XPERIENCE | XPERIENCE Lux |
|--|----|---------------|----|----------|-----------|---------------|
| Wheels and tyres | | | | | | |
| 17" 'Brilliant Silver' alloy wheels with 215/55 R17 94V super-low rolling resistance tyres | ■ | – | – | – | – | – |
| 18" 'Brilliant Silver' alloy wheels with 215/50 R18 92W tyres | – | – | – | – | ■ | – |
| 18" 'Performance' machined alloy wheels 36/2 in Nuclear Grey with 215/50 R18 92W tyres | – | ■ | – | – | – | – |
| 18" 'Brilliant Silver' alloy wheels with 215/50 R18 92W tyres | – | – | ■ | – | – | – |
| 19" 'Exclusive' machined alloy wheels 36/4 in Nuclear Grey with 235/40 R19 96Y tyres | – | – | – | – | – | ■ |
| 19" 'Exclusive' machined alloy wheels with decorative inserts 36/7 in Cosmo Grey with 235/40 R19 96Y tyres | – | – | – | ■ | – | – |

Equipment.

■ Standard – Not available

| | SE | SE Technology | FR | FR Sport | XPERIENCE | XPERIENCE Lux |
|---|----|---------------|----|----------|-----------|---------------|
| Exterior equipment | | | | | | |
| Dark tinted rear windows | – | – | ■ | ■ | ■ | ■ |
| Door mirrors (electrically adjustable, folding and heated) | ■ | ■ | ■ | ■ | ■ | ■ |
| Dynamic headlight range control with self-adjustment whilst driving | ■ | ■ | ■ | ■ | ■ | ■ |
| Daytime running lights | ■ | ■ | ■ | ■ | ■ | ■ |
| Front grille frame in chrome | ■ | ■ | ■ | ■ | ■ | ■ |
| LED headlamps with lens and LED front fog lamps with cornering function | ■ | ■ | ■ | ■ | ■ | ■ |
| LED rear taillights (FR & XPERIENCE trims with dynamic indicators) | ■ | ■ | ■ | ■ | ■ | ■ |
| Rear exhaust tailpipe | ■ | ■ | ■ | ■ | ■ | ■ |
| Metallic paint | ■ | ■ | ■ | ■ | ■ | ■ |
| Front LED fog light | ■ | ■ | ■ | ■ | ■ | ■ |
| Rear spoiler | – | – | ■ | ■ | – | – |
| Roof rails (black) | ■ | – | – | – | – | – |
| Roof rails (chrome) | – | ■ | ■ | ■ | ■ | ■ |
| Wheel arch surrounds (black) | ■ | ■ | – | – | ■ | ■ |
| Wheel arch surrounds (body coloured) | – | – | ■ | ■ | – | – |
| Window trim (chrome) | – | ■ | ■ | ■ | ■ | ■ |

Equipment.

■ Standard – Not available

| | SE | SE Technology | FR | FR Sport | XPERIENCE | XPERIENCE Lux |
|--|----|---------------|----|----------|-----------|---------------|
| Infotainment | | | | | | |
| Digital cockpit | – | – | – | ■ | – | ■ |
| Wireless Full Link smartphone integration | ■ | ■ | ■ | ■ | ■ | ■ |
| Media system plus: 8.25" colour touchscreen with proximity sensor, AM/FM Radio, DAB (Digital Audio Broadcasting), Eight speakers, Bluetooth® audio streaming and handsfree system, Two front illuminated USB Type C and two rear USB Type C ports | ■ | – | – | – | – | – |
| Navigation system: 9.2" colour touchscreen with proximity sensor, Two front illuminated USB (type C) and two rear USB (type C), AM/FM Radio, 3D map display, High resolution colour driver's display, DAB (Digital Audio Broadcasting), Voice control | – | ■ | ■ | ■ | ■ | ■ |
| SEAT Connect: Safety, Service and Remote: Safety & Service: 10 year subscription included: Private emergency call, Breakdown call, Service scheduling, Remote Access: 12 month subscription included: Driving data, Parking position, Remote lock and unlock, Anti-theft/area/speed alert | ■ | – | – | – | – | – |
| SEAT Connect: Safety, Service, Remote & Online: As per SEAT Connect: Safety, Service and Remote plus.... Online infotainment: 12 month subscription included: Online map update, Online traffic information, Online route calculation, Parking and petrol stations | – | ■ | ■ | ■ | ■ | ■ |
| Interior equipment | | | | | | |
| Aluminium pedals | – | – | ■ | ■ | – | – |
| Ambient lighting (multi-coloured) & LED interior illumination | – | – | ■ | ■ | ■ | ■ |
| Interior lighting: Front courtesy light with front and rear reading lights, Ambient spot lighting with front footwell illumination | ■ | ■ | ■ | ■ | ■ | ■ |
| Drawer under right front seat | ■ | ■ | ■ | – | ■ | ■ |

Equipment.

■ Standard – Not available

| | SE | SE Technology | FR | FR Sport | XPERIENCE | XPERIENCE Lux |
|---|----|---------------|----|----------|-----------|---------------|
| Seats and trim | | | | | | |
| Driver and passenger seats, manual height and lumbar adjustment | ■ | ■ | ■ | ■ | ■ | ■ |
| Electric driver seat with memory function | – | – | – | ■ | – | – |
| Front centre armrest | ■ | ■ | ■ | ■ | ■ | ■ |
| Front seat with back storage pockets | ■ | ■ | ■ | ■ | ■ | ■ |
| Front comfort seats in cloth | ■ | ■ | – | – | – | – |
| Comfort sport seats in black Dinamica | – | – | ■ | – | ■ | – |
| Comfort sport seats in black leather | – | – | – | ■ | – | ■ |
| Illuminated aluminium front door sill | – | – | ■ | ■ | ■ | ■ |
| Interior detailing (chrome) | ■ | ■ | ■ | ■ | ■ | ■ |
| Leather sports steering wheel and gear knob | ■ | ■ | ■ | ■ | ■ | ■ |
| Split folding rear seats (60/40) | ■ | ■ | ■ | ■ | ■ | ■ |

Equipment.

■ Standard – Not available

| | SE | SE Technology | FR | FR Sport | XPERIENCE | XPERIENCE Lux |
|--|----|---------------|----|----------|-----------|---------------|
| Functional and mechanical | | | | | | |
| 12v socket in front | ■ | ■ | ■ | ■ | ■ | ■ |
| Climacoat windscreen | – | – | – | – | ■ | ■ |
| Cruise control system with speed limiter | ■ | ■ | ■ | ■ | ■ | ■ |
| Convenience pack: Auto-dimming rear view mirror, auto-headlights with automatic coming & leaving home function, rain-sensing wipers | – | – | ■ | ■ | ■ | ■ |
| Dual-zone climate control | ■ | ■ | ■ | ■ | ■ | ■ |
| Electric front and rear windows | ■ | ■ | ■ | ■ | ■ | ■ |
| Electric parking brake including Autohold function | ■ | ■ | ■ | ■ | ■ | ■ |
| Electric tailgate with virtual pedal | – | – | – | – | – | ■ |
| Heated front seats | – | – | – | ■ | – | ■ |
| Wireless phone charger | ■ | ■ | ■ | ■ | ■ | ■ |
| Park assist: Self parking functionality (includes front and rear parking sensors) | ■ | ■ | ■ | ■ | ■ | ■ |
| Rear view camera | – | – | – | – | ■ | ■ |
| Top view camera | – | – | – | – | – | ■ |
| SEAT drive profile with driving experience button¹: Four different modes (Normal-Sport-Eco-Individual), ECO function, Steering & throttle response, Gear shifts mode (only DSG models) | ■ | ■ | ■ | ■ | ■ | ■ |
| Steering wheel-mounted gearshift paddles (DSG models only) | ■ | ■ | ■ | ■ | ■ | ■ |

¹SEAT drive profile with driving experience button not available on SE and SE Technology manual engines.

Equipment.

■ Standard – Not available

| | SE | SE Technology | FR | FR Sport | XPERIENCE | XPERIENCE Lux |
|---|----|---------------|----|----------|-----------|---------------|
| Safety and security | | | | | | |
| ABS, Traction Control System (TCS), Electronic Stability Control (ESC), Electronic differential lock system (XDS) | ■ | ■ | ■ | ■ | ■ | ■ |
| Alarm | ■ | ■ | ■ | ■ | ■ | ■ |
| Keyless entry | ■ | ■ | ■ | ■ | ■ | ■ |
| Driver and front passenger airbags with front passenger airbag deactivation, front side airbags, two curtain airbags, driver's knee airbag | ■ | ■ | ■ | ■ | ■ | ■ |
| Front and rear seat belt reminders | ■ | ■ | ■ | ■ | ■ | ■ |
| Front Assist including autonomous emergency braking (without adaptive cruise control) | ■ | ■ | ■ | ■ | - | - |
| Safe & Driving Pack: Front assist including autonomous emergency braking, Predictive adaptive cruise control, Lane assist, Traffic sign recognition, High beam control | - | - | - | - | ■ | ■ |
| Side assist and exit assist | - | - | - | - | - | ■ |
| Hill hold control | ■ | ■ | ■ | ■ | ■ | ■ |
| ISOFIX points in outer rear seats with top tether anchorage points | ■ | ■ | ■ | ■ | ■ | ■ |
| Locking wheel bolts | ■ | ■ | ■ | ■ | ■ | ■ |
| Tiredness recognition system | ■ | ■ | ■ | ■ | ■ | ■ |
| Tyre pressure monitoring | ■ | ■ | ■ | ■ | ■ | ■ |

Option prices.

☐ Optional – Not available

| | SE | SE Technology | FR | FR Sport | XPERIENCE | XPERIENCE Lux | Basic price | VAT @ 20% | Recommended retail price |
|--|--------------------------|--------------------------|--------------------------|--------------------------|--------------------------|--------------------------|-------------|-----------|--------------------------|
| Wheels and tyres | | | | | | | | | |
| Space saver spare wheel (in lieu of standard tyre repair kit) | <input type="checkbox"/> | <input type="checkbox"/> | <input type="checkbox"/> | <input type="checkbox"/> | <input type="checkbox"/> | <input type="checkbox"/> | £104.17 | £20.83 | £125.00 |
| Exterior equipment | | | | | | | | | |
| Towbar pre-installation | <input type="checkbox"/> | <input type="checkbox"/> | <input type="checkbox"/> | <input type="checkbox"/> | <input type="checkbox"/> | <input type="checkbox"/> | £116.67 | £23.33 | £140.00 |
| Towbar pre-installation with hook | <input type="checkbox"/> | <input type="checkbox"/> | <input type="checkbox"/> | <input type="checkbox"/> | <input type="checkbox"/> | <input type="checkbox"/> | £625.00 | £125.00 | £750.00 |
| Panoramic sunroof: Includes advanced multi-colour interior ambient lighting with LED interior illumination and LED illuminated glovebox (removes glasses storage compartment in roof console) | - | - | <input type="checkbox"/> | <input type="checkbox"/> | <input type="checkbox"/> | <input type="checkbox"/> | £941.67 | £188.33 | £1,130.00 |
| Panoramic sunroof: Includes advanced multi-colour interior ambient lighting with LED interior illumination and LED illuminated glovebox (removes glasses storage compartment in roof console) | <input type="checkbox"/> | <input type="checkbox"/> | - | - | - | - | £1,108.33 | £221.67 | £1,330.00 |
| Functional and mechanical | | | | | | | | | |
| Boot divider net | <input type="checkbox"/> | <input type="checkbox"/> | <input type="checkbox"/> | <input type="checkbox"/> | <input type="checkbox"/> | <input type="checkbox"/> | £154.17 | £30.83 | £185.00 |

Vehicle excise duty.

All new vehicles are subject to a form of Vehicle Excise Duty (VED) based on the type of fuel the vehicle uses and its carbon dioxide (CO₂) emission level, measured in grammes per kilometre (g/km). The table below illustrates the duty you will pay based on the DVLA bandings.

12-month Road Fund Licence (RFL) rate for petrol and diesel cars: Cars registered on or after 1 April 2022

| CO ₂ g/km | 1st year rate – Petrol / Diesel | 1st year rate – Alternative Fuel Vehicles (AFVs) |
|----------------------|---------------------------------|--|
| 0 | £0 | £0 |
| 1 | £10 | £0 |
| 51 | £25 | £15 |
| 76 | £120 | £110 |
| 91 | £150 | £140 |
| 101 | £170 | £160 |
| 111 | £190 | £180 |
| 131 | £230 | £220 |
| 151 | £585 | £575 |
| 171 | £945 | £935 |
| 191 | £1,420 | £1,410 |
| 226 | £2,015 | £2,005 |
| 256 | £2,365 | £2,355 |

The standard rate for Petrol and Diesel is £165 and £155 for Alternative Fuel Vehicles. Please be aware vehicles with a list price (RRP), including options, higher than £40,000 will incur an additional £520 a year in vehicle tax, from the second time the vehicle is taxed.
For full details please refer to gov.uk/vehicle-tax-rate-tables

Benefit in kind tax.

How to calculate your liability

The BIK percentage value is based on the CO₂ emissions of the vehicle for the current tax year 2022/23.

BIK calculation example: Ateca SE 1.0 TSI 110PS

| | |
|--|------------|
| P11D value (OTR price less RFL and first registration fee) | £25,800.00 |
|--|------------|

| | |
|---------------------------------------|-----|
| WLTP CO ₂ emissions (g/km) | 138 |
|---------------------------------------|-----|

| | |
|---|-----|
| Company car BIK tax based on CO ₂ emission level | 32% |
|---|-----|

| | |
|--|-----------|
| Taxable BIK (for 2022/23 tax year): 32% of £25,800.00 | £8,256.00 |
|--|-----------|

Annual Company Car Tax 2022/23 (@20% Income Tax)

| | |
|------------------|---------------------|
| 20% of £8,256.00 | £1,651.20 per annum |
|------------------|---------------------|

Monthly Company Car Tax 2022/23 (@20% Income Tax)

| | |
|-------------------------|-------------------|
| £1,651.20 divided by 12 | £137.60 per month |
|-------------------------|-------------------|

Technical data.

| | 1.0 TSI 110PS | 1.5 Eco TSI 150PS | 1.5 Eco TSI DSG-auto 150PS | 2.0 Eco TSI 4Drive DSG-auto 190PS |
|--|----------------------|-----------------------|----------------------------|-----------------------------------|
| Engine | | | | |
| Type (cylinders / valves per cylinder) | 3 / 4 | 4 / 4 | 4 / 4 | 4 / 4 |
| Displacement (cc) | 999 | 1498 | 1498 | 1984 |
| Bore and stroke (mm) | 74.5 x 76.4 | 74.5 x 85.9 | 74.5 x 85.9 | 82.5 x 92.8 |
| Compression ratio | 11.5 | 10.5 | 10.5 | 12.2 |
| Maximum power (PS / kW / rpm) ¹ | 110 (81) / 5500 | 150 (110) / 5000-6000 | 150 (110) / 5000-6000 | 190 (140) / 4200-6000 |
| Maximum torque (Nm / lb.ft / rpm) | 200 / 2000-3000 | 250 / 1500-4000 | 250 / 1500-4000 | 320 / 1500-4100 |
| Fuel supply system | TSI Direct injection | TSI Direct injection | TSI Direct Injection | TSI Direct Injection |
| Fuel type | Unleaded petrol | Unleaded petrol | Unleaded petrol | Unleaded petrol |
| Emission control | RDE 2 | RDE 2 | RDE 2 | RDE 2 |
| Start/stop system | Yes | Yes | Yes | Yes |
| Performance | | | | |
| Maximum speed (km/h) | 180 | 202 | 202 | 214 |
| Maximum speed (mph) ² | 112 | 126 | 126 | 133 |
| Acceleration 0-62mph (s) | 11.3 | 9.0 | 9.0 | 7.1 |
| Fuel consumption³ (WLTP) | | | | |
| Combined mpg range | 41.5-46.3 | 39.8-44.8 | 39.8-44.1 | 33.6-35.3 |

1. The maximum power output figures are quoted in PS (or Pferdestärke, which is the metric equivalent of horsepower). To convert from metric to imperial horsepower, divide the PS by 1.0139.

2. Where law permits.

3. Figures shown are for comparability purposes; only compare fuel consumption and CO₂ figures with other vehicles tested to the same technical procedures. These figures may not reflect real life driving results, which will depend upon a number of factors including the accessories fitted (post-registration), variations in weather, driving styles and vehicle load. Data correct at 20/06/2022.

Technical data.

| | 1.0 TSI 110PS | 1.5 Eco TSI 150PS | 1.5 Eco TSI DSG-auto 150PS | 2.0 Eco TSI 4Drive DSG-auto 190PS |
|---|---|--|--|---|
| Trim & emission (WLTP) CO₂ (g/km) | | | | |
| SE | 138 | 142 | 145 | – |
| SE Technology | 146 | 150 | 150 | – |
| FR | – | 149 | 150 | 182 |
| FR Sport | – | 152 | 153 | 183 |
| XPERIENCE | – | 150 | 151 | 183 |
| XPERIENCE Lux | – | 152 | 153 | 184 |
| Transmission | | | | |
| Gearbox type | 6-speed manual | 6-speed manual | 7-speed automatic | 7-speed automatic |
| Chassis | | | | |
| Front suspension | Independent type McPherson, coil springs, hydraulic shock absorber | | | |
| Rear suspension | Semi-rigid axle, coil springs and hydraulic shock absorber | | | Multilink axle, coil springs and hydraulic shock absorber |
| Steering system | R-EPS (Rack Electric Power System); in Xcellence and FR: Progressive steering | | | |
| Turning circle diameter [wall to wall] (m) | 10.8 | 10.8 | 10.8 | 10.8 |
| Braking system | | | | |
| Anti-lock Braking System (ABS) | Dual hydraulic circuit and brake system diagonal split with brake booster | | | |
| Type (front/rear) | Front ventilated disk brakes / Rear solid disc brakes | | | |
| Front discs (mm) | 288 x 25 | 288 x 25 (versions w.DCC or 19" wheels 312 x 25) | 288 x 25 (versions w.DCC or 19" wheels 312 x 25) | 312 x 25 |
| Rear discs (mm) | 272 x 10 | 272 x 10 | 272 x 10 | 272 x 10 |

AdBlue®.
The use of AdBlue® helps the environment by reducing the number of harmful emissions created by diesel engines. For full details on fuel consumption, CO₂ figures and VED bands (Vehicle Excise Duty) please see page 25.


Technical data.

| | 1.0 TSI 110PS | 1.5 Eco TSI 150PS | 1.5 Eco TSI DSG-auto 150PS | 2.0 Eco TSI 4Drive DSG-auto 190PS |
|--|---------------|-------------------|----------------------------|-----------------------------------|
| Weights | | | | |
| Kerb weight [with driver] (kg) | 1341 | 1413 | 1418 | 1580 |
| Permissible gross weight (kg) | 1870 | 1930 | 1940 | 2090 |
| Max. towing weight without brake (kg) | 670 | 700 | 700 | 750 |
| Max. towing weight with brake 8% (kg) | 1500 | 1850 | 1800 | 2000 |
| Max. towing weight with brake 12% (kg) | 1300 | 1800 | 1600 | 1900 |

Dimensions

Boot capacity (l): 510/485 (2WD/4WD)

Fuel tank capacity (l): 50/55 (2WD/4WD)



*FR bumpers lead to different dimensions.

Technical data.

| | 2.0 TDI 115PS | 2.0 TDI 150PS | 2.0 TDI DSG-auto 150PS | 2.0 TDI DSG-auto 4Drive 150PS |
|--|-------------------------------|-------------------------------|-------------------------------|----------------------------------|
| Engine | | | | |
| Type (cylinders / valves per cylinder) | 4/4 | 4 / 4 | 4 / 4 | 4 / 4 |
| Displacement (cc) | 1968 | 1968 | 1968 | 1968 |
| Bore and stroke (mm) | 81.0 / 95.5 | 81.0 / 95.5 | 81.0 / 95.5 | 81.0 / 95.5 |
| Compression ratio | 16 | 16 | 16 | 16 |
| Maximum power (PS / kW / rpm) ¹ | 116 (85) / 2750-4250 | 150 (110) / 3250-4200 | 150 (110) / 3000-4200 | 150 (110) / 3000-4200 |
| Maximum torque (Nm / lb.ft / rpm) | 300 / 1600-2500 | 340 / 1600-3000 | 360 / 1600-2750 | 360 / 1600-2750 |
| Fuel supply system | Direct injection: common rail | Direct injection: common rail | Direct injection: common rail | Direct injection: common rail |
| Fuel type | Diesel | Diesel | Diesel | Diesel |
| Emission control | RDE 2 | RDE 2 | RDE 2 | RDE 2 |
| Start/stop system | Yes | Yes | Yes | Yes |
| Performance | | | | |
| Maximum speed (km/h) | 185 | 202 | 202 | 197 |
| Maximum speed (mph) ² | 115 | 126 | 126 | 122 |
| Acceleration 0-62mph (s) | 10.9 | 9.3 | 9 | 8.7 |
| Fuel consumption¹ (WLTP) | | | | |
| Combined mpg range | 52.3-57.6 | 52.3-58.9 | 51.4-56.5 | 44.1-48.7 |

1. The maximum power output figures are quoted in PS (or Pferdestärke, which is the metric equivalent of horsepower). To convert from metric to imperial horsepower, divide the PS by 1.0139.
2. Where law permits.
3. Figures shown are for comparability purposes; only compare fuel consumption and CO₂ figures with other vehicles tested to the same technical procedures. These figures may not reflect real life driving results, which will depend upon a number of factors including the accessories fitted (post-registration), variations in weather, driving styles and vehicle load. Data correct at 20/06/2022.

Technical data.


| | 2.0 TDI 115PS | 2.0 TDI 150PS | 2.0 TDI DSG-auto 150PS | 2.0 TDI DSG-auto 4Drive 150PS |
|---|--|----------------|---------------------------|----------------------------------|
| Trim & emission (WLTP) CO₂ (g/km) | | | | |
| SE | 128 | 126 | 130 | 151 |
| SE Technology | 135 | 131 | 136 | 155 |
| FR | – | 131 | 136 | 155 |
| FR Sport | – | 134 | 138 | 155 |
| XPERIENCE | 135 | 132 | 136 | 155 |
| XPERIENCE Lux | 137 | 134 | 138 | 157 |
| Transmission | | | | |
| Gearbox type | 6-speed manual | 6-speed manual | 7-speed automatic | 7-speed automatic |
| Chassis | | | | |
| Front suspension | | | | |
| Rear suspension | | | | |
| Steering system | | | | |
| Turning circle diameter [wall to wall] (m) | 10.8 | 10.8 | 10.8 | 10.8 |
| Braking system | | | | |
| Anti-lock Braking System (ABS) | | | | |
| Type (front/rear) | | | | |
| Front discs (mm) | 288 x 25 (versions w. 19" wheels 312 x 25) | 312 x 25 | 312 x 25 | 312 x 25 |
| Rear discs (mm) | 272 x 10 | 272 x 10 | 272 x 10 | 272 x 10 |

AdBlue®.
The use of AdBlue® helps the environment by reducing the number of harmful emissions created by diesel engines. For full details on fuel consumption, CO₂ figures and VED bands (Vehicle Excise Duty) please see page 25.

Technical data.

| | 2.0 TDI 115PS | 2.0 TDI 150PS | 2.0 TDI DSG-auto 150PS | 2.0 TDI DSG-auto 4Drive 150PS |
|--|---------------|---------------|------------------------|-------------------------------|
| Weights | | | | |
| Kerb weight [with driver] (kg) | 1467 | 1484 | 1514 | 1613 |
| Permissible gross weight (kg) | 1990 | 2000 | 2030 | 2120 |
| Max. towing weight without brake (kg) | 730 | 740 | 750 | 750 |
| Max. towing weight with brake 8% (kg) | 1800 | 1900 | 1900 | 2100 |
| Max. towing weight with brake 12% (kg) | 1500 | 1800 | 1800 | 2100 |

| | | | | |
|---|--|--|--|--|
| Dimensions | | | | |
| Boot capacity (l): 510/485 (2WD/4WD) | | | | |
| Fuel tank capacity (l): 50/55 (2WD/4WD) | | | | |



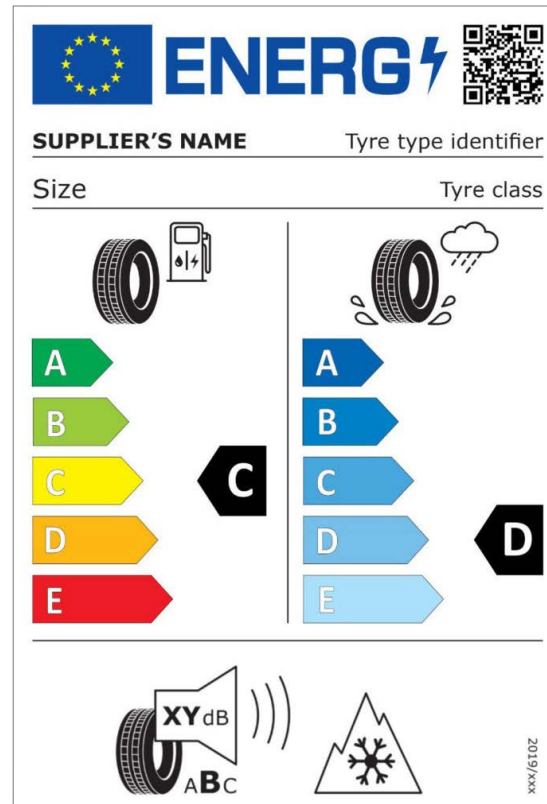
*FR bumpers lead to different dimensions.

Your tyre label.

They may not be the first part of your SEAT you notice, but your tyres play a vital role in keeping you on the road. Your EU tyre label tells you everything you need to know.

You'll see detailed information on your tyres and their technical specifications on the SEAT online car configurator. Click **here** to start building your SEAT now.

Due to the variation of tyres that may be fitted during production, the configurator will show multiple tyre labels. It is not possible to select a specific tyre when ordering a vehicle.



Fuel efficiency

This is a measure of 'rolling resistance' – in other words, the amount of energy lost through motion. The lower the rolling resistance, the lower your fuel consumption, with tyres rated as class A being the most efficient.

Wet grip

Rigorous testing ensures your tyres give great handling and performance in all conditions. Wet grip specifically measures how well you can brake in wet conditions, with grade A giving the shortest stopping distance.

External noise

Tyres are carefully measured so you know exactly how much noise they'll make while driving. If decibels don't mean a lot to you, don't worry. Each tyre also falls into a noise class A being the quietest and C the loudest.

Warranties & service plans.

☐ Optional

| Extended Warranties | All trims | Basic price | VAT @ 20% | Recommended retail price | |
|--|----------------------|--------------------------|-----------|--------------------------|---------|
| When you buy a new SEAT it is covered by a 3 year/60,000 miles manufacturer warranty. You can extend this cover, with a 4 year/75,000 miles or 5 year/90,000 miles SEAT Extended Manufacturer Warranty, and get the same level of cover. It is fully transferable to a new owner if you decided to sell your SEAT. | 4 years/75,000 miles | <input type="checkbox"/> | £241.67 | £48.33 | £290.00 |
| Please note: The SEAT Extended Manufacturer Warranty is only available at the time of ordering a new SEAT. | 5 years/90,000 miles | <input type="checkbox"/> | £400.00 | £80.00 | £480.00 |

Extended Warranty for existing owners: If your existing warranty is about to expire, or if you haven't already got one in place, our Extended Warranty* is designed to protect you. For a quote, visit insurewithseat.co.uk

*SEAT Financial Services is a trading name of Volkswagen Financial Services (UK) Limited. SEAT Extended Warranty is sold and administered by Lawshield UK and underwritten by Volkswagen Versicherung AG. Terms, conditions, and eligibility criteria apply.

| Service plan | All trims | Upfront payment | or | Monthly cost |
|--|------------------------------|--------------------------|---------|-------------------------------|
| New Fixed Price Service Plans are available for cars up to 12 months. You always know where you are with our fixed price plans which are inflation proof. Available at participating SEAT Retailers. | | | | |
| Go to seat.co.uk/bookservice | Includes 1st and 2nd service | <input type="checkbox"/> | £462.00 | 24 monthly payments of £19.25 |

Prices are subject to change.

The SEAT Warranty

Three-year Warranty.

All new SEAT's registered in the UK come with a three year/60,000 miles warranty, which protects your car against the failure of most mechanical and electrical components due to manufacturing defects. This comprises a two-year manufacturer's warranty with unlimited mileage plus a further one-year/60,000 (whichever is soonest).

Retailer Warranty.

Should the mileage exceed 60,000 miles within the first two years, the manufacturer's two-year warranty will still be valid. If an additional warranty for subsequent years or higher mileage is desired, it may be purchased from an authorised SEAT Retailer or repairer, however, this additional warranty must be purchased before the mileage reaches 60,000. Cover is subject to the car being serviced and maintained according to the manufacturer's technical guidelines.

Full details of the three-year warranty are available from your SEAT Retailer or repairer.

Warranties & service plans.

SEAT Extended Manufacturer Warranty

If you take out a SEAT Extended Manufacturer Warranty before your new car is registered, you'll get exactly the same level of cover as the three year warranty, but for up to five years. You can choose a SEAT Extended Manufacturer Warranty to last until the end of the 4th year/up to 75,000 miles or until the end of the 5th year/up to 90,000 miles (whichever is soonest). Please note: SEAT Extended Manufacturer Warranty products are only available at the time of ordering your new SEAT.

Three-year Paint Warranty

The paintwork of all models featured in this price list is covered against manufacturing defects for a period of three years. Naturally, the vehicle must be cared for in compliance with the operating instructions which will be found in your vehicle handbook. Please consult your authorised SEAT Retailer or repairer for full warranty details.

Twelve-year Body Protection Warranty

The internal body sections and panels of the models featured in this price list are covered against rusting through from the outside for twelve years. Naturally, the vehicle must be cared for in compliance with the operating instructions which will be found in your vehicle handbook. Please consult your authorised SEAT Retailer or repairer for full warranty details.

SEAT Parts Warranty

SEAT parts and accessories supplied after new vehicle delivery are covered by our 24 months parts warranty.

SEAT Car Insurance

Complimentary drive away cover

We want you to start enjoying your car from day one, and with our 5 day Drive Away Insurance you can. Our comprehensive cover is designed specifically for SEAT drivers, and offers many features and benefits as standard. To activate, simply call 0345 246 3519. If you are eligible, we will also provide you with an annual quotation giving you the option to purchase 12 months cover. Subject to eligibility. Five day drive away insurance cannot be used in conjunction with any other insurance offer.

Annual Car Insurance

If you take out a new SEAT Car Insurance* policy, you will receive the following benefits as standard:

- SEAT Approved Repairs carried out by SEAT Approved technicians using only Genuine Parts and Paints
- Guaranteed courtesy car
- Windscreen cover
- Uninsured driver promise

- 24hr accident recovery
- Personal accident cover
- Personal belongings cover
- Child seat replacement

For more information or to get a quote, please visit insurewithseat.co.uk or alternatively call us on 0345 877 6555. We're available Monday to Friday 8am-8pm and Saturday 9am-5pm.

SEAT Roadside Assistance (including European cover)

Any new SEAT purchased and registered in the UK from an authorised SEAT Retailer, is covered free by SEAT Assistance (including European cover) for roadside repairs or recovery to an authorised repairer for a term of two years. Terms and conditions apply.

Specifications

Specifications refer to Model Year 2023 While SEAT makes every effort to make sure that specifications are accurate at the time of publication (06/2022), you should always check details with your SEAT Retailer as there may have been changes in view of SEAT's policy of continuous product improvement. The right is reserved to change specification and colour at any time. The information in this price list can therefore be given as guidance only.

*SEAT Car Insurance is underwritten by U K Insurance Limited. Registered Office: The Wharf, Neville Street, Leeds LS1 4AZ. Registered in England and Wales No. 1179980. U K Insurance Limited is authorised by the Prudential Regulation Authority and regulated by the Financial Conduct Authority and the Prudential Regulation Authority. Calls may be recorded. SEAT Financial Services is a trading name of Volkswagen Financial Services (UK) Limited ("VWFS UK"), registered in England and Wales No. 2835230 (registered office: Brunswick Court, Yeomans Drive, Blakelands, Milton Keynes MK14 5LR). Volkswagen Insurance Service (Great Britain) Ltd is an appointed representative of VWFS UK. VWFS UK is authorised and regulated by the Financial Conduct Authority, registration number 311988. Authorisation details for both organisations can be checked on the Financial Services Register by visiting fca.org.uk. VWFS UK and U K Insurance Limited are not part of the same corporate group.



SEAT is committed to a policy of continuous product development and reserves the right to make changes to specifications, colours and prices without notice. The information in this brochure can therefore be given as guidance only. While SEAT makes every effort to ensure that specifications are accurate at the time of publication, you should always check with your authorised SEAT Partner for the latest information. Due to limitations of the printing process the colours reproduced in this brochure may vary slightly from the actual paint colour and material. This vehicle and all its parts, as well as the original spares, were designed according to the Legal Regulations governing the prevention and minimisation of Environmental Impact, through the use of recycled/recyclable materials, with measures taken to achieve suitable recycling for the conservation and improvement of environmental quality.

Published in the UK, June 2022.

seat.co.uk